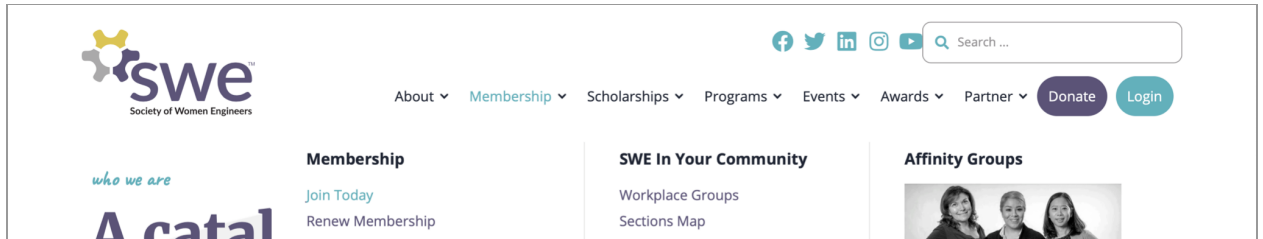
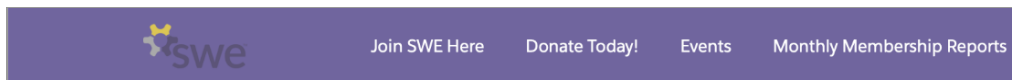


Registering to Become a Member of the Society of Women Engineers at the University of Michigan

1. Navigate to www.swe.org.
2. Hover your mouse over the “Membership” tab.
3. Select “Join Today” (located directly under the word “Membership”).



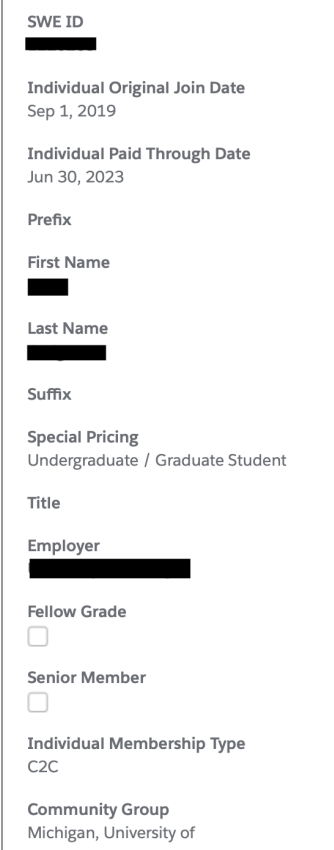
4. At the login screen, select “Not a member?”
5. Fill out the necessary information.
6. Once you click “create account,” you will be directed to the login page within 5-10 seconds.
7. Log in with your newly created username and password.
8. Select “Join SWE Here.”



9. Continue the application as the website walks you through.
10. Under the “Education Information” choose “Michigan, University of”

A screenshot of the "Education Information" form. At the top, there is a purple header with the text "Education Information". Below this is a paragraph of instructions: "For best results, enter a unique part of your school name to find the correct record. Enter and save your education information. Repeat the process to add more than one degree." The form itself is titled "Add Education" and contains four input fields: "University:" with a search box containing "Michigan, University of"; "Degree:" with a dropdown menu showing "-Select-"; "Discipline/Major:" with a dropdown menu showing "-Select-"; and "Graduation Date:" with a date picker icon. At the bottom of the form are two buttons: "Clear" and "Save".

11. In the “Select Membership” section there are many different types of memberships. Please read through the descriptions thoroughly. Most people select either Collegiate (1 Year) or Collegiate to Career (C2C). Note - Scholarships are available, please contact swe.eboard@umich.edu if you need assistance.
12. Complete the application.
13. Once you get the receipt, Click on the “My Information” tab and take a screenshot of your proof of membership. Make sure that UMich is listed as your Community Group. Example below.



SWE ID
[REDACTED]

Individual Original Join Date
Sep 1, 2019

Individual Paid Through Date
Jun 30, 2023

Prefix

First Name
[REDACTED]

Last Name
[REDACTED]

Suffix

Special Pricing
Undergraduate / Graduate Student

Title

Employer
[REDACTED]

Fellow Grade

Senior Member

Individual Membership Type
C2C

Community Group
Michigan, University of

14. Complete the google form found at: <https://forms.gle/EyteTGX1GE6YM28D8>
You will need to upload the screenshot you took to this form.

If you have any questions, please contact swe.membership@umich.edu